



CARL'S TABLE® CT15

The most advanced radiology desk to date.



Easily adjust the table height, table tilt and monitor position to accommodate multiple users – whether **sitting**, **standing**, or **reclining**. Each user can then lock-in their preferred height and tilt positions into the Programmable Preset menu – adjust the table to fit you in just a matter of seconds so you can get right to work!





Look inside for more innovative Carl's Table features...

CARL'S TABLE CT15

The most advanced radiology desk to date.

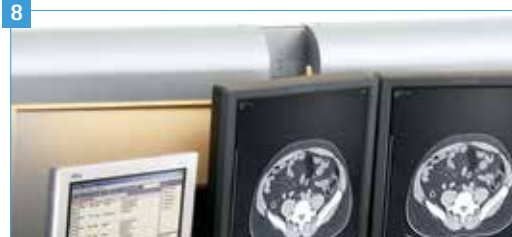
Monitor Control System™

- 1 Mount (and move!) all of your monitors in perfect alignment on a single array.
- 2 Push-button controls electrically adjust the entire bank of monitors up, down, forward, and back in unison.
- 3 Wrap your outside monitors around you on two hinged extensions.
- 4 Our patented mounts make it easy to install all of your monitors in perfect alignment.
- 5 We provide tools for precision adjustments.
- 6 Supports 6MP and 10MP diagnostic monitors.
- 7 Plug monitors into the rear power bar and manage cables cleanly.




Adaptive Lighting System

- 8 Ambient back lights with adjustable brightness help reduce eye strain and keep you working comfortably.
- 9 Two desk task lights are completely adjustable.
- 10 A single interface gives you full lighting control.





Other Innovative Features For Your Comfort



11 Wraparound acoustic panels absorb sound up to 35%.

12 Air Circulation System to keep you cool.

13 100 Programmable Height/Tilt Presets.

14 2 USB ports.

15 Non-tilting Coffee Surface.


16 Two CPU Holders.

17 Swiveling footrest.

18 Advanced Safety System protects you and your equipment when raising or lowering the table.



White Glove Delivery & Custom Comfort Fitting



One of our friendly Field Service Engineers will personally handle your Carl's Table installation and confirm that the table is performing optimally. He'll help you make the most of your Carl's Table investment by personally fitting each of your doctors to the table and programming their preferred ergonomic presets.

Anthro handles every Carl's Table order with kid gloves, from the time it leaves our dock until it's up and running in your reading room. Each CT15 is carefully crated and delivered via Air Ride Equipped trailers to protect the table's delicate components and finishes.

An Anthro Field Service Engineer meets the shipment at the site dock, delivers it to the reading room, assembles the table, and works with your IT staff to install all the equipment.

Best of all, we provide personal fittings for each doctor to show them all the features of the table and how they work. We'll even help them program their preferred sitting, standing, and reclining positions!

See the back for Technical Data and more Carl's Table details!



Carl's Table CT15

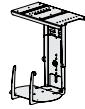
The most advanced radiology desk to date.



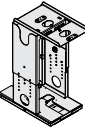
Product #	CT15SMDG (Dark Grey laminate)
Styles and sizes	Dual-surface in 65" width
Sit/stand height range (measurements are from the floor to the top of the keyboard surface)	as high as 49.5" ↑ as low as 30" ↓
Max lift capacity	300 lbs.
Overall weight capacity	300 lbs.
Monitor controls and configurations	Monitor Control System™ Electrically adjust an array of up to 4 monitors up, down, forward and back in unison.
Cable management	With the Cable Management System, move the table to any position and the cords stay plugged in and equipment stays in place.
Number of electrical outlets	14 outlets.
Tilt	15° of reclining tilt on the entire table, with a Coffee Surface for items you want to keep level (like coffee!)
Lighting	Adaptive Lighting System relieves eye strain by giving you complete control to adjust the brightness of ambient backlights. Two adjustable task lights are integrated into the worksurface.
Product Includes	2 electrically controlled shelves (1 monitor, 1 keyboard) with height and tilt adjustments, side shelf, back Privacy Panel, 2 height-adjustable legs, 2 CPU holders, footrest, 2 background lights, 2 LED task lights, 2 control panels, powered USB hub, Air Ventilation System with 2 adjustable air ports, Monitor Control System with 3 monitor brackets and cable management troughs, 3 power strips with 14 outlets, and a 10' power cord with cable management sleeves.
Delivery and installation	Sensitive Carl's Table components require a skilled installer – that's why a Custom Comfort Fitting by Anthro's Field Service Engineer is all part of the package. We meet the shipment at your site, deliver it to the reading room, assemble the table, and work with your IT staff to install your equipment. We also provide a personal fitting for each doctor, to show them how to set their preferred sitting, standing and reclining positions.
Warranty	Limited lifetime against manufacturing defects on materials and workmanship. 5 year on mechanical and electrical systems. The power cord, light bulbs, and work surface pad of the table are not warranted.

CT15 ACCESSORIES

CPU HOLDERS Your CT15 comes with one of each of these. To replace one, choose here!



STANDARD



SUPER

- All-metal holders move up and down with the table and integrate into the table's safety system.
- Standard Holder has a weight capacity of 80 lbs. and CPUs 7-10" wide, 10-20" high.
- Super Holder has a weight capacity of 80 lbs. and CPUs 6.75"-8.5" wide, 17.5"-22" high, and up to 22" deep.
- Available in Silver Metallic (SM) only.

PRODUCT	Weight	Part #
CT CPU Holder - Standard	17 lbs.	367SM
CT CPU Holder - Super	42 lbs.	679SM


KEYBOARD SURFACE REPLACEMENT PAD




- If needed, replace the pad on the keyboard surface with this pad. It's exactly like one that comes with the CT15 table and matches the contour of every Carl's Table keyboard surface.

PRODUCT	Weight	Part #
Pad	8 LBS.	475DG

MONITOR CONTROL SYSTEM OPTIONS



MONITOR KNUCKLE



MONITOR VERTICAL EXTENSION

- Choose from Standard and Super Knuckle based on the weight of your display. Knuckles slide into the monitor track and rest on the monitor block which adjusts in height in 1" increments. The monitor track attaches to the boom or boom extension at any position horizontally. Reposition the track's lateral position easily by loosening a single knob.
- Each knuckle provides tilt and swivel adjustment.
- The Standard knuckle (RADKNABK) supports displays up to 35 lbs and comes with VESA 75mm and 100mm pattern. The knuckle slides into the monitor track with 7" height adjustment in 1" increments. Fine tune the monitors' height and yaw using a pair of screws.
- For larger displays weighing 25-60 lbs, choose the Super knuckle (RADKNBBK). This knuckle also slides into the monitor track with 5" height adjustment in 1" increments and fine-tune adjustment for height and yaw.
- Need to stack two standard displays for your RIS, dictation, or other system? Add the Monitor Easy Track Vertical Extension (RADMVBK). It installs on the center boom or on a Monitor Extension and comes with two knuckles. Supports two displays, one above the other, up to 35 lbs total and up to 17" apart, center to center.
- Each knuckle comes with a 15-ft DVI-D cable to route from your display, through the table's cable management system, and to your computer. At 15 feet long, it reaches all the way from your display to your CPU no matter how you adjust the Monitor Easy Track so connections on both your display and your CPU are protected. Cable is capable of transmitting resolution value of 2560x1600 at 60 Hz.

PRODUCT	Weight Capacity	Weight	Part #
Standard Monitor Easy Track Knuckle	35 LBS.	10 LBS.	RADKNABK
Super Monitor Easy Track Knuckle	25-60 LBS.	12 LBS.	RADKNBBK
Monitor Easy Track Vertical Extension	35 LBS.	16 LBS.	RADMVBK



Technology Furniture®
800.325.3841 | anthro.com

ERGOTRON®